

Firmware Update Procedures

Model: UCDDS

Preparation conditions:














Computer Required by the software: Win10-x64 operating system computers.

Connect normally, the one key upgrade tool has the new version of firmware included in the program, there is no need to choose firmware.

Connect the device to the computer host and keep the device powered on.

Note: (please connect the docking station to the computer directly, do not connect to the computer through the HUB, only one docking station should be connected when upgrading, no other USB devices should be connected in order to avoid errors)

Step 1: contents of the folder, and double click "FL7102_UPDATE.bin" to start updating firmware.

 CyUsbApi.dll		2023/3/24 19:13
 FL7102_UPDATE		2023/3/24 19:13
 FL7102_V7.187.1.65_2021_1116_15_X6400....		2023/3/24 19:13
 FLHubTool		2023/3/24 19:13
 FLHubTool		2023/3/24 19:13
 ftd2xx.dll		2023/3/24 19:13
 LibFT4222-64.dll		2023/3/24 19:13
 msvcp100.dll		2023/3/24 19:13
 msucr100.dll		2023/3/24 19:13
 PROPERTY		2023/3/24 19:13
 vcruntime140.dll		2023/3/24 19:13

After the firmware upgrade is complete, please make sure to close the tool, turn off the docking and turn it back on with the power switch.